



Clark County School District  
**Context of the ACT Press Release**  
**October 12, 2022**

On October 12, 2022, ACT released an updated report of high school average results for the class of 2022.

	States With Lower Than National Average ACT Composite of 19.8 Class of 2022	States With Higher Than National Average ACT Composite of 19.8 Class of 2022
All States (excluding the District of Columbia)	19 States (38%)	31 States (62%)
States with Greater Than or Equal to 90% of Students Tested	12 States (86%)	2 States (14%)
States with Less than 90% of Students Tested	7 States (19%)	29 States (81%)

**States With Greater Than 90 Percent of Students Tested**

Only two states outperform the national average composite score of 19.8 in which greater than 90 percent of students are tested.

State (Percent Tested)	Average Composite Score Class of 2022 (National Average 19.8)	Assessment as a Minimum Graduation Requirement	Graduation Rate (Class of 2021)	Percent English Language Learner Population (Fall 2019)	Percent Free or Reduced Lunch Population (Fall 2019)	Public Education Per Pupil Expenditure
Alabama (100%)	18.0 ▼	State civics exam	90.63%	4.4%	55.0%	\$10,100
Alaska (93%)	20.4 ▲	No	78.1%	12.0%	42.9%	\$18,400
Arkansas (93%)	18.8 ▼	State civics exam	88.5%	8.2%	65.5%	\$10,400
Kentucky (96%)	18.6 ▼	State civics exam	90.2%	4.3%	55.7%	\$11,300
Louisiana (100%)	18.1 ▼	No	83.4%	4.3%	56.8%	\$11,900
Mississippi (100%)	17.8 ▼	No	88.4%	2.5%	74.8%	\$9,300
Montana (94%)	19.3 ▼	No	86.13%	2.4%	40.2%	\$12,000

FOCUS 2024: STRATEGIC PLAN UPDATE – STUDENT ACHIEVEMENT

State (Percent Tested)	Average Composite Score Class of 2022 (National Average 19.8)	Assessment as a Minimum Graduation Requirement	Graduation Rate (Class of 2021)	Percent English Language Learner Population (Fall 2019)	Percent Free or Reduced Lunch Population (Fall 2019)	Public Education Per Pupil Expenditure
Nebraska (94%)	19.4 ▼	No	87.56%	7.4%	45.6%	\$12,700
Nevada (100%)	17.3 ▼	ACT participation, no cut score, limited by the state in NRS 390.600.2	81.3%	14.5%	64.6%	\$9,100
North Dakota (96%)	19.2 ▼	State civics exam	87.0%	3.7%	30.2%	\$14,000
Oklahoma (94%)	17.9 ▼	ACT or SAT, Science Assessment, U.S. History Assessment	80.9%*	9.1%	59.1%	\$9,200
Tennessee (100%)	18.6 ▼	ACT or SAT	88.7%	5.1%	58.8%	\$9,900
Utah (91%)	19.9 ▲	No	88.1%	8.1%	32.7%	\$8,000
Wisconsin (93%)	19.4 ▼	State civics exam	89.5%	6.4%	39.7%	\$12,700
Wyoming (100%)	19.2 ▼	State civics exam, district assessments	82.4%	2.9%	34.6%	\$16,200

\*Class of 2019 rate reported for Oklahoma based on data availability.

***Supports Offered by States That Administer to all Students***

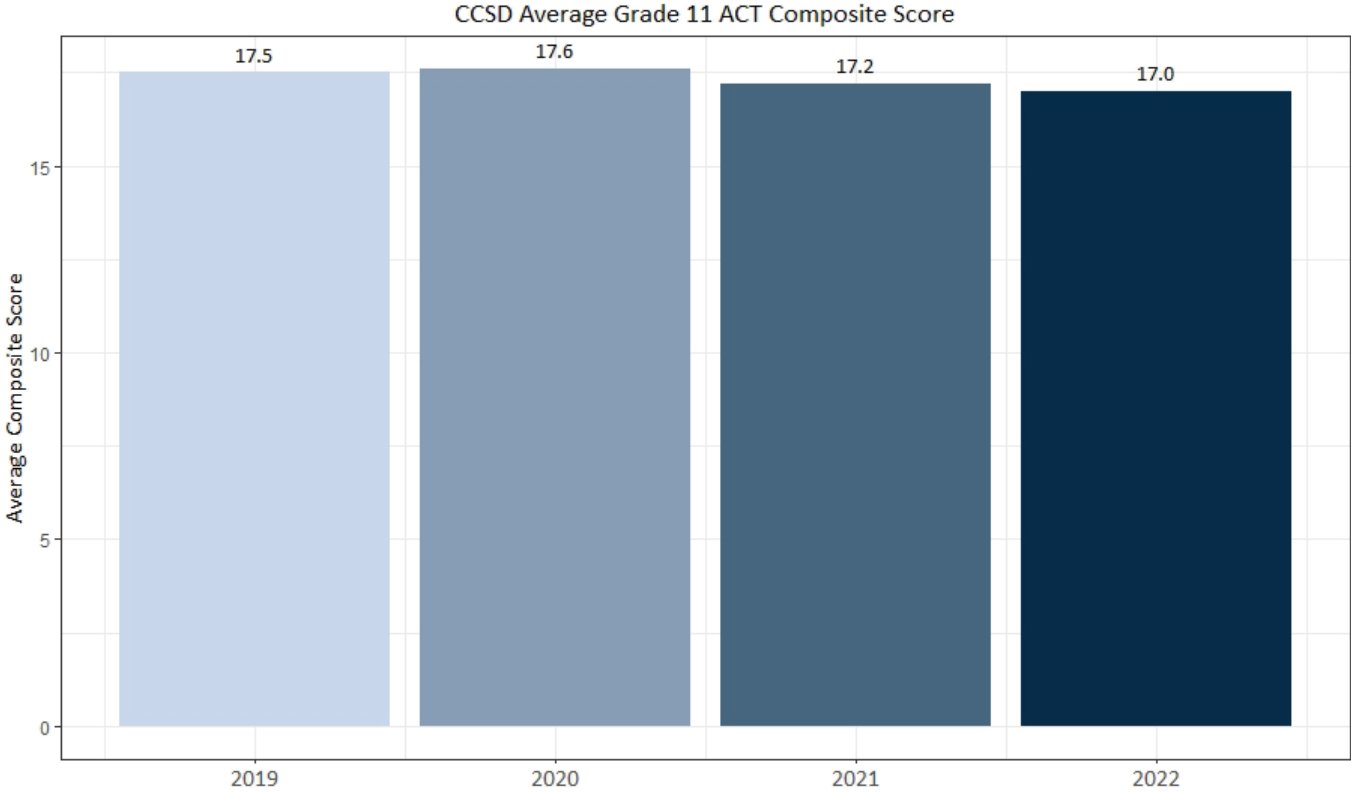
- Alabama
  - “State officials ramped up college readiness efforts in 2020 and 2021, requiring all Alabama public schools to offer the ACT for free for 11th graders, requiring the FAFSA to graduate, and expanding the number of career coaches in the state.”
  - “‘The schools that have the funding, have access to the funding, have the supports in place, they’re pushing through and continuing,’ said Briana Morton, at College Admissions Made Possible, which provides ACT preparation services to several high-poverty districts in Alabama. ‘And it’s like we’re starting over from square one with those schools that don’t have access to the funding or are not utilizing the funding in the way that they could, because they don’t see the necessity of it.’”
- Louisiana
  - “The Louisiana Department of Education is investing \$2 million in pandemic relief funds to help ensure more high school students are on track to success after graduation. The Louisiana ACT® NOW program provides vouchers for eligible students in grades 10 and 12 to take an upcoming ACT®. Since 2013, Louisiana has offered the ACT® free of charge to high school juniors. This endeavor will give students in grades 10-12 the opportunity to receive an additional ACT® this spring at no cost to the system, student or family.”
- Mississippi
  - Mississippi does not appear to have support in place, only providing links to the act.org website.
- Nevada
  - No support at this time at the state level.
    - CCSD investment in Beable for ACT prep (approximately \$1 million).
    - Individual schools invest in ACT prep individually.
- Tennessee
  - The Tennessee Department of Education explicitly maps tested ACT standards to grade-level standards beginning in middle school.
- Wyoming
  - Wyoming does not appear to have support in place, only providing links to the act.org website.

***Nevada Graduation Requirements***

NRS 390.600, NAC 389.440 - Standard Diploma

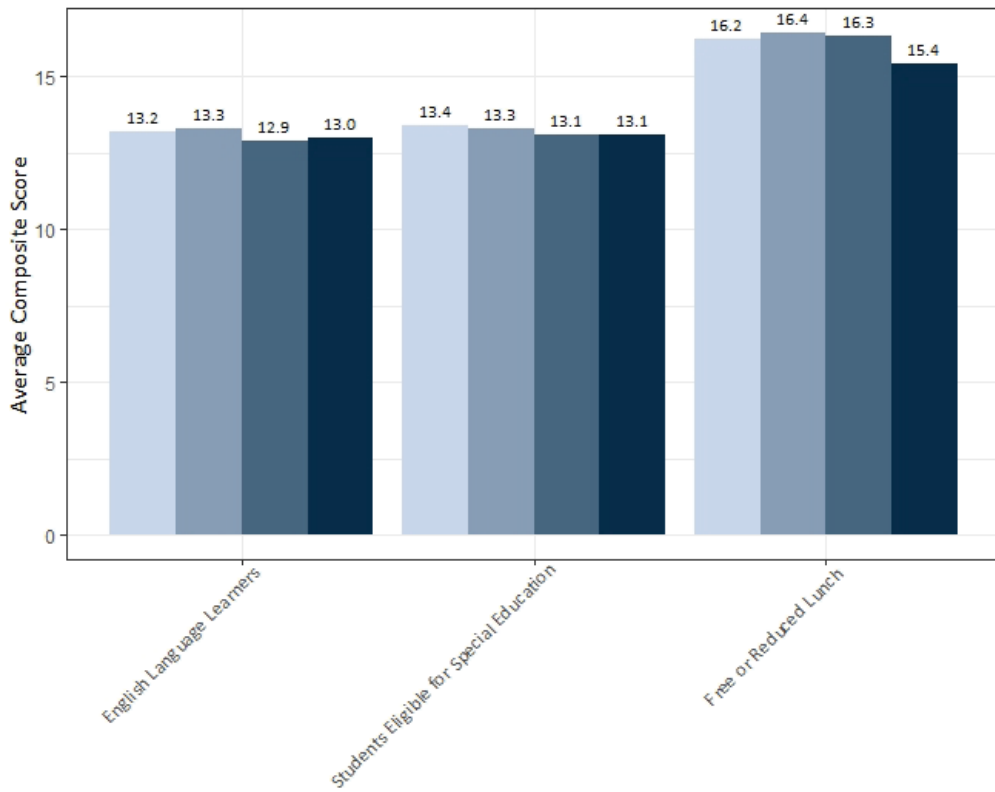
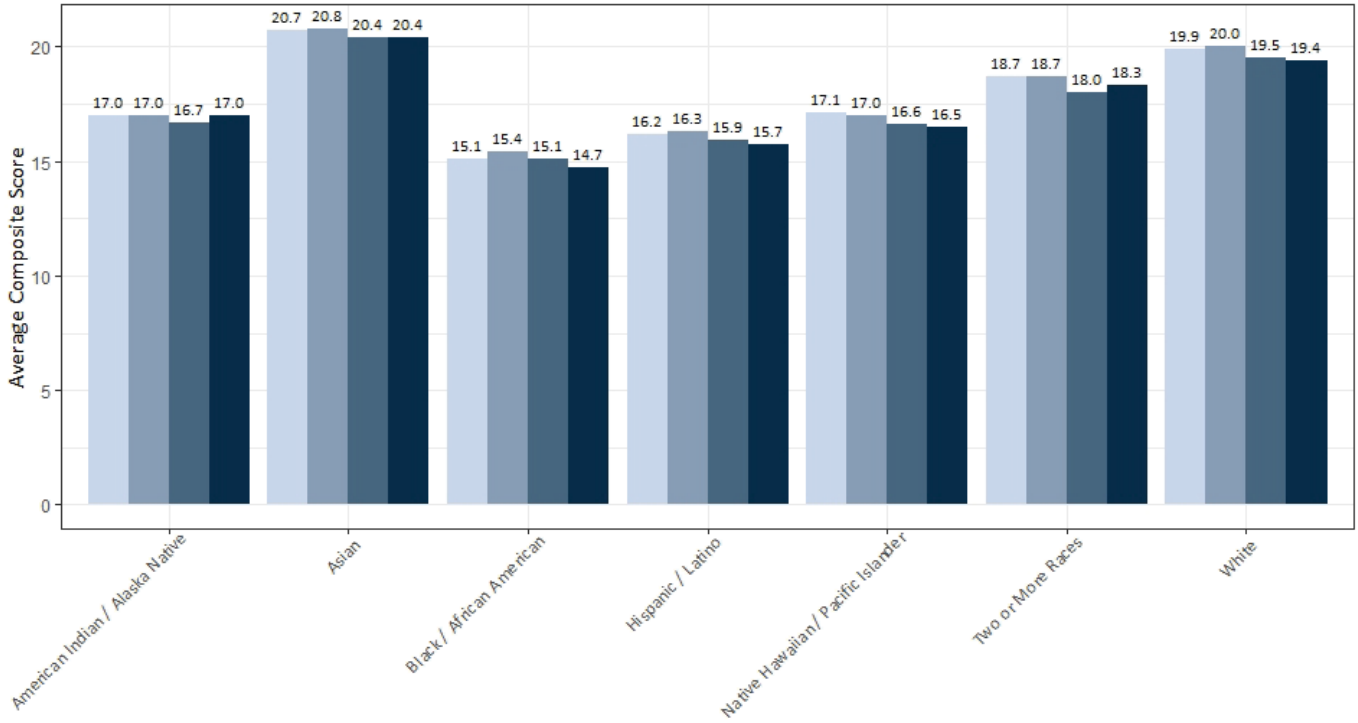
NRS 390.600.2. - “The criteria prescribed by the State Board pursuant to subsection 1 for a pupil to receive a standard high school diploma must not include the results of the pupil on the college and career readiness assessment administered to the pupil in grade 11 pursuant to NRS 390.610.”

The Nevada Department of Education establishes the requirements for the standard diploma.

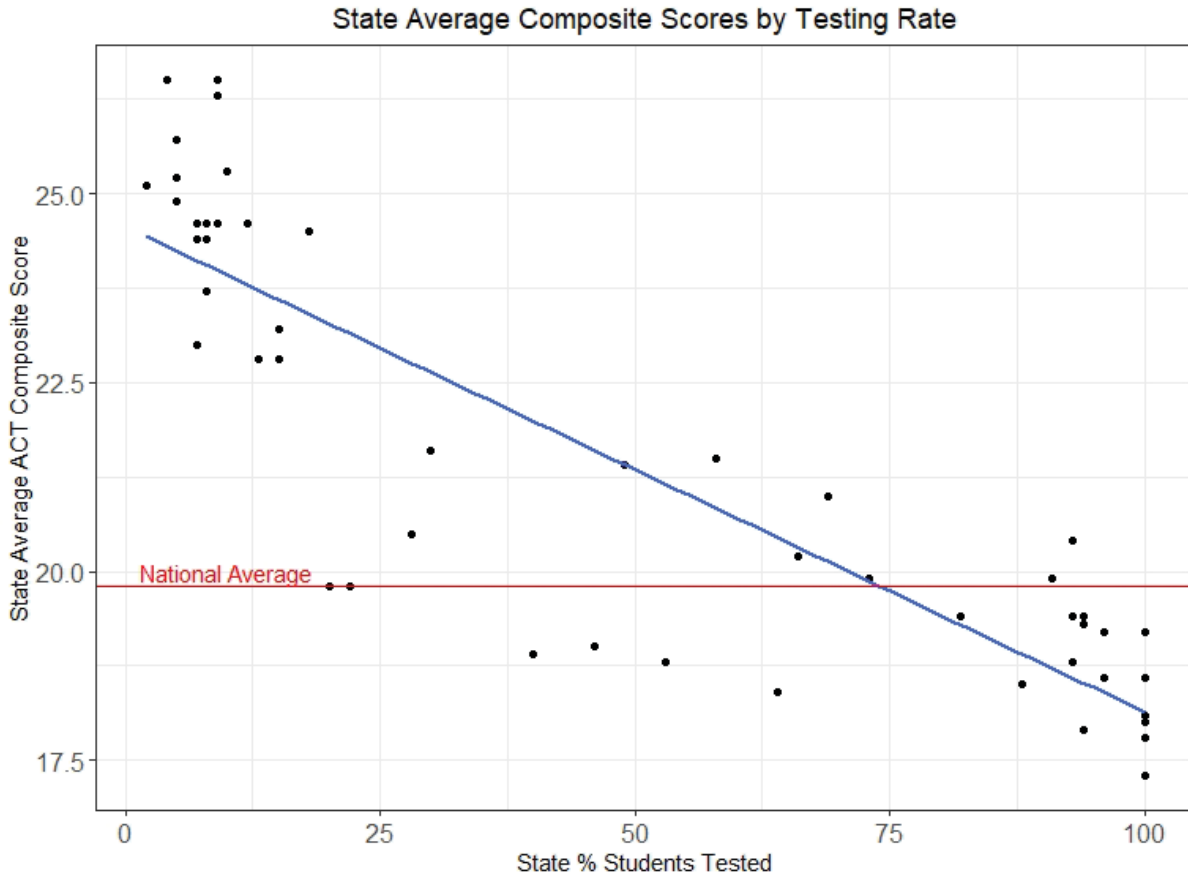


FOCUS 2024: STRATEGIC PLAN UPDATE – STUDENT ACHIEVEMENT

CCSD Average Grade 11 ACT Composite Score



2019 2020 2021 2022



**References**

ACT. "Average ACT Score For the High School Class of 2022 Declines to Lowest Level in More Than 30 Years" <https://leadershipblog.act.org>, October 12, 2022, <https://leadershipblog.act.org/2022/10/GradClassRelease2022.html>

Annual Reports and Information Staff (Annual Reports). "English Learners in Public Schools", May 2022, <https://nces.ed.gov/programs/coe/indicator/cgf/english-learners>

Digest of Education Statistics. "Number and percentage of public school students eligible for free or reduced-price lunch, by state: Selected years, 2000–01 through 2019–20" <https://nces.ed.gov>, [https://nces.ed.gov/programs/digest/d21/tables/dt21\\_204.10.asp](https://nces.ed.gov/programs/digest/d21/tables/dt21_204.10.asp)

Griesbach, Rebecca. "Does the ACT still matter for Alabama high school students? Here's what experts say." <https://www.al.com/educationlab>, June 1, 2022, <https://www.al.com/educationlab/2022/06/does-the-act-still-matter-for-alabama-high-school-students-heres-what-experts-say.html>

Hanson, Melanie. "U.S. Public Education Spending Statistics" EducationData.org, June 15, 2022, <https://educationdata.org/public-education-spending-statistics>

Louisiana Department of Education. "Louisiana Department Of Education Utilizing Pandemic Funds To Offer Free Act® Tests To High School Sophomores, Seniors", <https://www.louisianabelieves.com/>, February 24, 2021. <https://www.louisianabelieves.com/newsroom/news-releases/2021/02/24/louisiana-department-of-education-utilizing-pandemic-funds-to-offer-free-act-tests-to-high-school-sophomores-seniors>