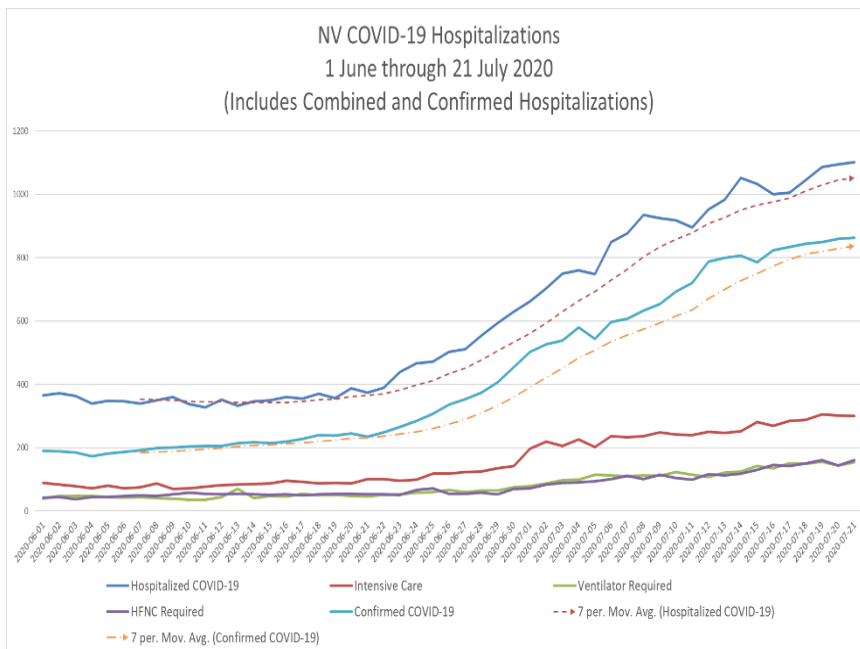
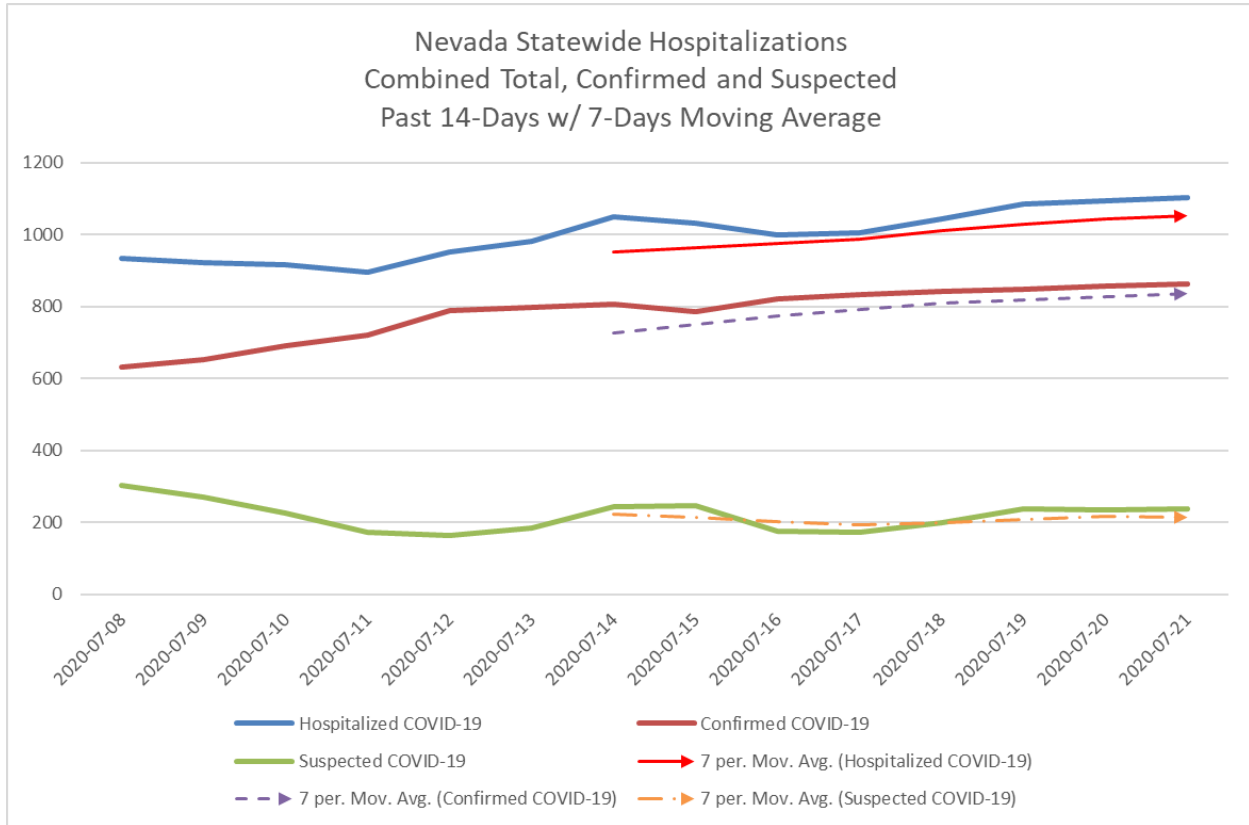


21 July 2020 Statewide Data Set

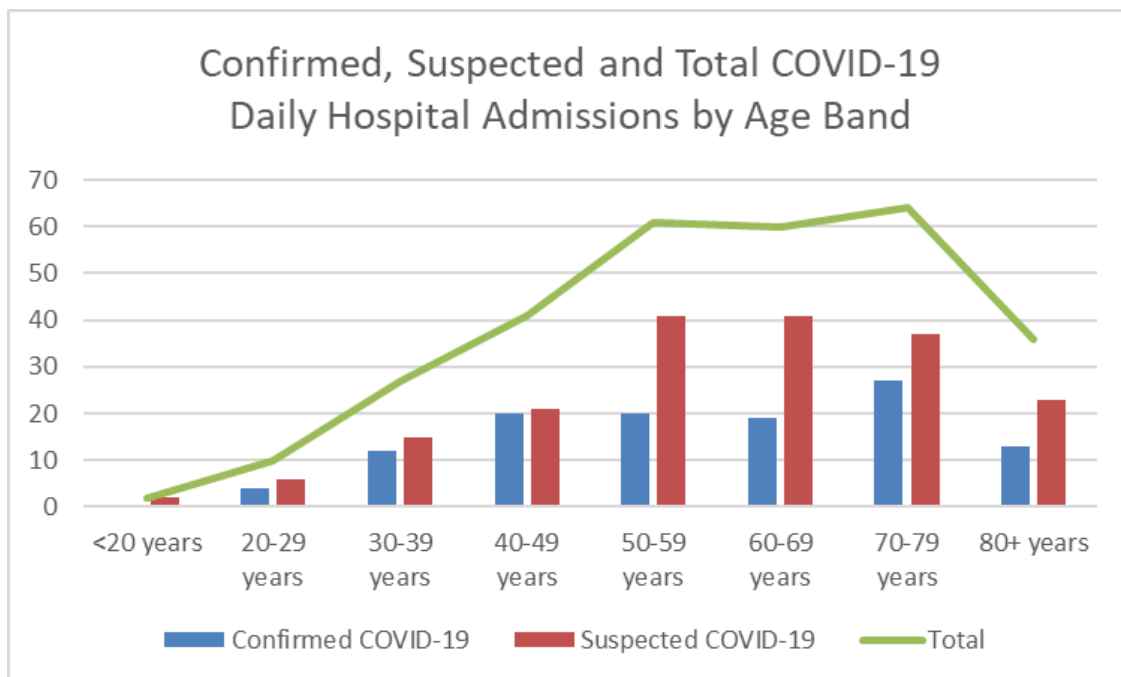


Hospitalizations continue to trend upward. The day's net increase in the number of COVID-19 patients hospitalized is 58. While the trend in hospitalizations continues to increase, the incremental amount of the increase has been slowing.

NOTE: The numbers of licensed beds for the rural hospitals has changed. Many of these hospitals are critical access hospitals, which have skilled nursing facilities attached to them. The total licensed bed number, while accurate, does not reflect the number of beds available for acute care patients. Hence, the number of licensed beds for these rural hospitals has been modified to reflect only acute care and intensive care beds.

Net Change in Hospitalizations (Previous 24 hours) by County

	Confirmed or Suspected COVID-19 Admitted	Discharged	Net Impact (Delta)
Carson City	1	0	1
Churchill	2	1	1
Clark	214	176	38
Douglas	3	0	3
Elko	2	0	2
Humboldt	0	0	0
Lander	0	0	0
Lincoln	0	0	0
Mineral	0	0	0
Nye	6	3	3
Pershing	0	0	0
Washoe	15	5	10
White Pine	0	0	0
Totals	243	185	58





COVID-19 Daily Statistics

21 July 2020 Data Set

Region / County	Licensed Beds	Hospital Census	% of Occupied Beds	Licensed ICU Beds	Occupied ICU Beds	% of ICU Beds Occupied	Total # of Ventilators	# of Ventilators in Use	% of Ventilators in Use	# Confirmed COVID-19 Cases	# Suspected COVID-19 Cases	# Confirmed or Suspected COVID-19 Cases in ICU	# Confirmed or Suspected COVID-19 Cases on a Ventilator	# Confirmed or Suspected - HFNC Therapy
North	1686	1052	62	257	131	51	220	36	16	69	28	28	6	14
Rural	249	81	33	21	4	19	36	0	0	6	16	2	0	0
South	4574	3745	82	708	526	74	706	349	49	788	195	269	148	147
Totals	6509	4878	75	986	661	67%	962	385	40%	863	239	299	154	161
Carson City	211	121	57	24	17	71	15	4	27	8	8	3	0	3
Churchill	25	15	60	4	3	75	4	0	0	1	1	2	0	0
Clark	4631	3745	81	708	526	74	706	349	49	788	195	269	148	147
Douglas	23	0	0	4	0	0	4	0	0	0	0	0	0	0
Elko	75	5	7	7	1	14	6	0	0	2	0	0	0	0
Humboldt	67	10	15	3	0	0	7	0	0	0	0	0	0	0
Lander	30	1	3	0	0	0	0	0	0	0	0	0	0	0
Lincoln	20	2	10	0	0	0	3	0	0	0	0	0	0	0
Lyon	63	2	3	0	0	0	0	0	0	0	0	0	0	0
Mineral	35	7	20	0	0	0	1	0	0	0	0	0	0	0
Nye	25	17	68	0	0	0	6	0	0	1	11	0	0	0
Pershing	38	0	0	0	0	0	0	0	0	0	0	0	0	0
Washoe	1479	931	63	233	114	49	205	32	16	61	20	25	6	11
White Pine	25	6	24	3	0	0	5	0	0	0	1	0	0	0
Totals	6509	4878	75%	986	661	67%	962	385	40%	863	239	299	154	161